

# JCB MIDI EXCAVATOR | 8060

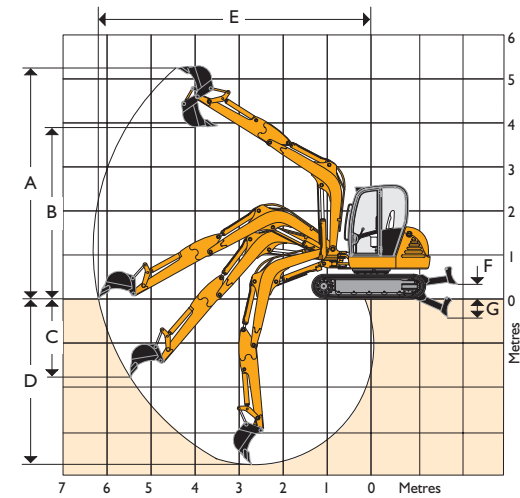
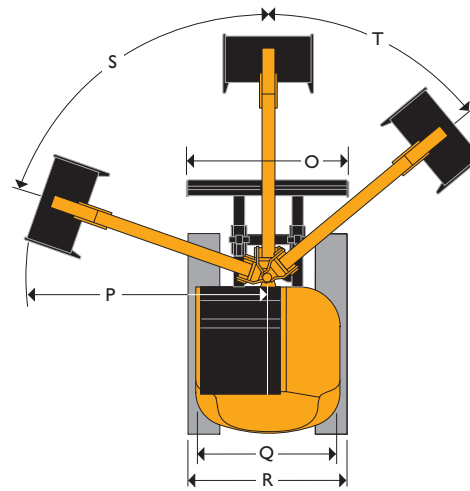
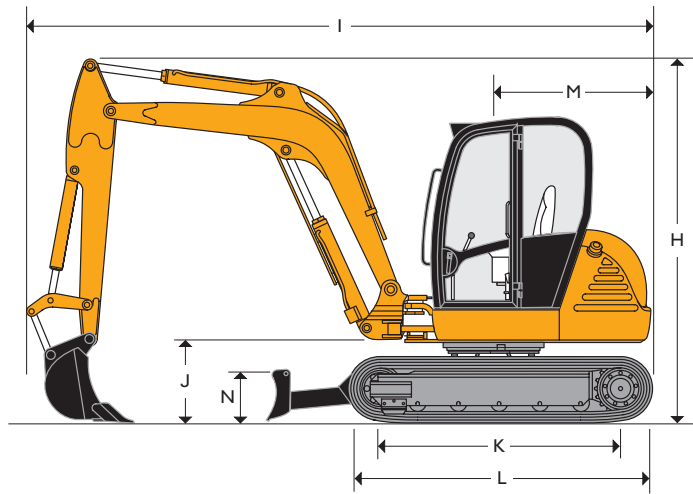


MAX. OPERATING WEIGHT

5991kg

MAX. DIG DEPTH:

4.1 metres (13ft 7in)



## PERFORMANCE AND DIMENSIONS

Machine model – 8060		Standard	Optional
Dipper size	mm (ft-in)	1500 (4-11)	1900 (6-3)
A Max dig height	mm (ft-in)	5437 (18)	5679 (18-10)
B Max dump height	mm (ft-in)	3750 (12-4)	3988 (13-1)
C Max vertical dig depth	mm (ft-in)	2132 (7)	2486 (8-2)
D Max dig depth-dozer up	mm (ft-in)	3733 (12-2)	4133 (13-7)
E Max ground level reach	mm (ft-in)	5790 (19-0)	6182 (20-3)
Bucket rotation	degrees	201°	
F Dozer cut above ground	mm (ft-in)	432 (1-5)	
G Dozer cut below ground	mm (ft-in)	505 (1-8)	
H Overall Height (trans pos)	mm (ft-in)	2662 (8-9)	
I Overall Length (trans pos)	mm (ft-in)	4808 (15-9)	
J Kingpost clearance	mm (ft-in)	642 (2-1)	
K Sprocket idler centres (Rubber)	mm (ft-in)	1991(6-6)	
K Sprocket idler centres (Steel)	mm (ft-in)	2006 (6-7)	
L Undercarriage length (Rubber)	mm (ft-in)	2516 (8-3)	
L Undercarriage length (Steel)	mm (ft-in)	2531 (8-4)	

## PERFORMANCE AND DIMENSIONS

Machine model		8060
M Tailswing	mm (ft-in)	1300 (4-3)
N Dozer height	mm (ft-in)	411 (1-4)
O Dozer width	mm (ft-in)	2020 (6-8)
P Min. Slew radius (no bucket)	mm (ft-in)	2021 (6-8)
Q Superstructure width	mm (ft-in)	1800 (5-11)
R Width over tracks	mm (ft-in)	2000 (6-7)
S Boom swing left	degrees	70°
T Boom swing right	degrees	50°
Min Slew radius (no offset)		2443
Max Bucket tearout (3CX bucket) (SAE J1179)	kN	40.7
Max Bucket tearout (8052 bucket) (SAE J1179)	kN	47.9
Max dipper tearout (SAE J1179) 1500mm	kN	32.4
Max dipper tearout (SAE J1179) 1900mm	kN	26.3
Travel speeds kph 1st Gear	kph (mph)	2.5 (1.56)
Travel speeds kph 2nd Gear	kph (mph)	4.4 (2.7)
Slew speed	rpm	9.4

## SERVICE CAPACITIES

Machine model	8060	
Water system capacity-cab	litre	11
Fuel tank capacity	litre	70
Engine oil capacity	litre	9.6
Hydraulic tank capacity	litre	67

## UNDERCARRIAGE

Machine model	8060	
No. of bottom rollers	5	
Track width	mm	400/550 (882/121)
Ground pressure	kg/cm <sup>2</sup> (psi)	0.37 (5.26)
Track tensioning	Grease	

## ENGINE

4 cylinder: 4JG1, 4 stroke, diesel engine, direct injection, naturally aspirated, 3 litres displacement. Water cooled.

	8060	
Engine	JCB	
Model	4JG1	
Gross power @ 2300rpm	kW (hp)	44.5 (59.6)
NET power @ 2300rpm	kW (hp)	43 (57.6)
Gross torque @ 1800rpm	Nm (lb/ft)	192 (141.6)
Displacement	cc	3059

Engine oil service intervals: 500 hours. E4\* 97/68 GA\* 97/68\* 0042\* 00 (tier 2 compliant)

## HYDRAULICS

Variable displacement load sensed Rexroth pump with power control system.

Machine model	8060	
Nominal output (no load)	lpm	150
Excavator/track main relief	bar	230
Slew main relief	bar	200
Auxiliary hydraulic flow @ rated speed	0-95	
Hydraulic motors	2 speed piston type	

Swing brake: hydraulic braking plus automatic spring applied disk type parking brake

## MACHINE WEIGHTS

Machine model	8060	
Operating weight	kg (lb)	5969 (13161)
With 400mm steel tracks	kg (lb)	+80 (176)
With wide steel tracks	kg (lb)	+250 (551)

Operating weight includes: standard machine with cab, rubber tracks, 1500mm dipper, full tanks 610mm bucket and 75kg operator.

## STANDARD EQUIPMENT

Cab:- TOPS (tip over protective structure), heater and demister, windscreen washer/wiper. Track lever pedals. Single Acting circuit (for breakers). Second auxiliary circuit 0-45 litres. 2 Speed tracking. Full audible systems. Slew lock. Boom work light. Ergonomically designed Rexroth servo controls. Steel Tracks (400mm / 1ft 4"). Suspension seat.

## OPTIONAL EQUIPMENT

Long dipper (1900mm / 6ft 2"). FOGS guard (Falling object guard structure). Cab/Canopy working lights (2 front, 1 rear) Air conditioning. Wide steel tracks (550mm / 1ft 10"). Rubber tracks (400mm / 1ft 4"). Stereo Radio Cassette. Engine fan guard. Flashing Beacon. Double Acting circuit. Buckets in widths (mm/in) : 3CX (standard) 230/9", 305/1ft, 350/1ft 2", 400/1ft 4", 460/1ft 6", 610/2ft, 915/3ft, 8052 (higher tearout) 300/1ft, 350/1 ft 2", 400/1ft 4", 460/1ft 6", 600/2ft, 750, 2ft 6", 900/3ft. Ditching/grading bucket (mm/ft): 1525/5ft. Attachments: JCB 260/360 breaker, earth drill, mechanical quickhitch.

